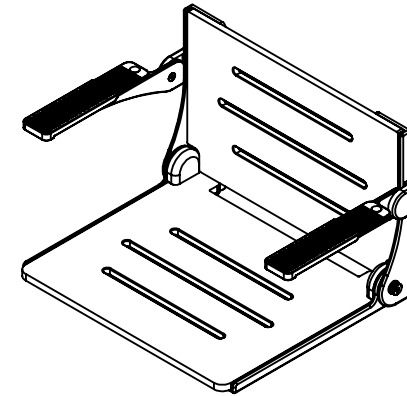
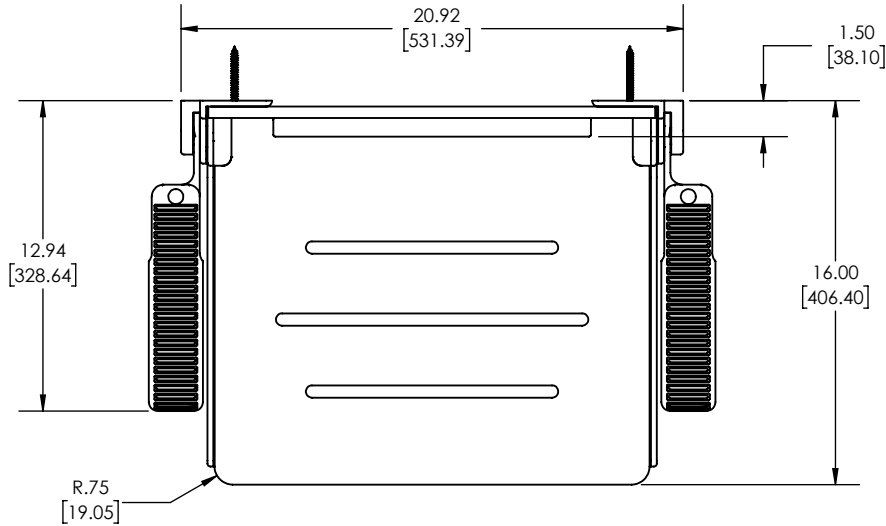


NOTES: UNLESS OTHERWISE SPECIFIED

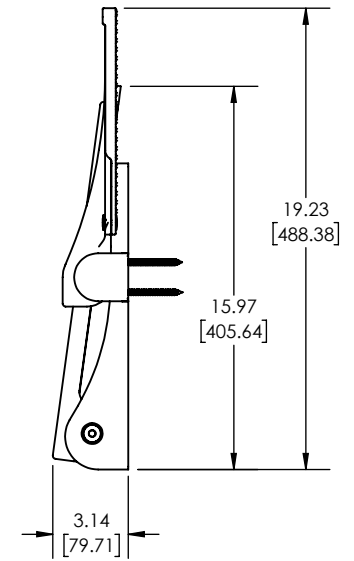
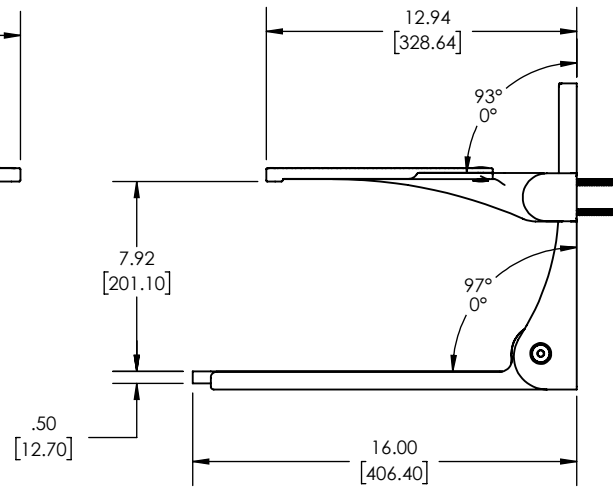
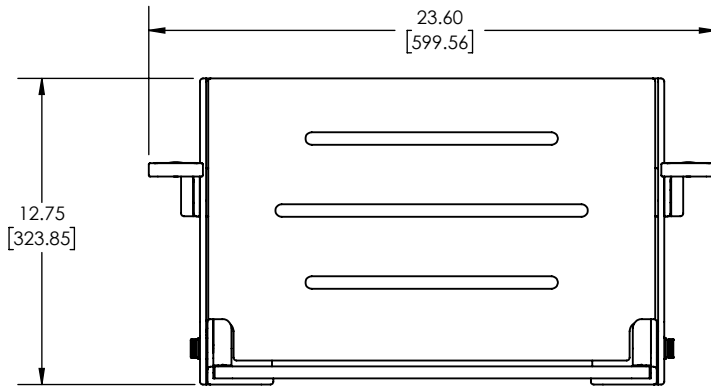
# CUSTOMER SPECIFICATION DRAWING

REVISIONS				
ZONE	REV.	DESCRIPTION	DATE	APPROVED
	B	SPLIT MFG DWG AS TAB	17MAR22	A. B.

1. DIMENSIONS IN BRACKETS [ ] ARE MILLIMETERS, FOR REFERENCE ONLY.



ISOMETRIC VIEW



## PRODUCT SPECIFICATION

### -AVAILABLE POWDER COAT FINISHES

- |                  |                   |
|------------------|-------------------|
| AL - ALMOND      | MB - MATTE BLACK  |
| BI - BISCUIT     | MWT - MATTE WHITE |
| BK - BLACK       | SL - SILVER       |
| BR - BRONZE      | WT - WHITE        |
| DB - DARK BRONZE |                   |

### -HARDWARE PACKAGE INCLUDES:

1. #14 X 2.5 PHIL FLAT "A" 18-8 SS PN (S-4500-120456 QTY 8)

### Proprietary & Confidential

This drawing and the information contained herein is the property of Seachrome Corporation and shall not be reproduced, copied, or disclosed in whole or in part, or used in manufacturing, or for any other purpose without the written permission of Seachrome Corporation.

INTERPRET GEOMETRIC TOLERANCING PER: ASME Y14.5-2009			
UNLESS OTHERWISE SPECIFIED: DIMENSIONS ARE IN INCHES [MM]			
TOLERANCES:	DECIMALS		
FRACTIONAL: ±1/64	.X	±0.1	
ANGLES ± 1°	.XX	±0.02	
DRAWN J. AMOZOC		9/21/21	
ENG APPR. J. AMOZOC		9/21/21	

**SEACHROME**

1906 EAST DOMINGUEZ  
LONG BEACH, CA 90810  
(310) 427-8010

CORPORATION

TITLE: **SILHOUETTE COMFORT SHOWER SEAT, HIGH BACK**

DWG. NO. SHAFAR-185155	REV B
SIZE <b>A</b> DO NOT SCALE DRAWING	SCALE: 1:8 SHEET 1