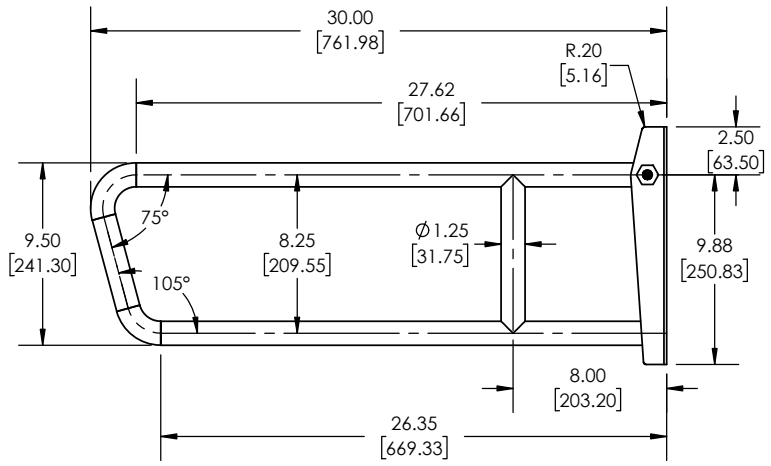
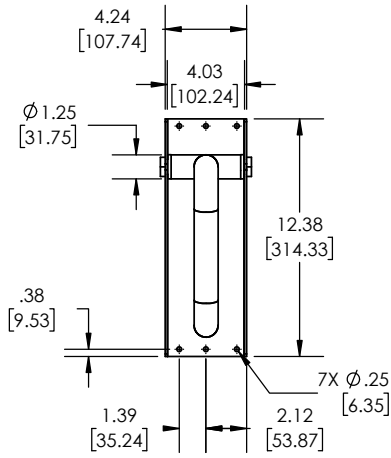
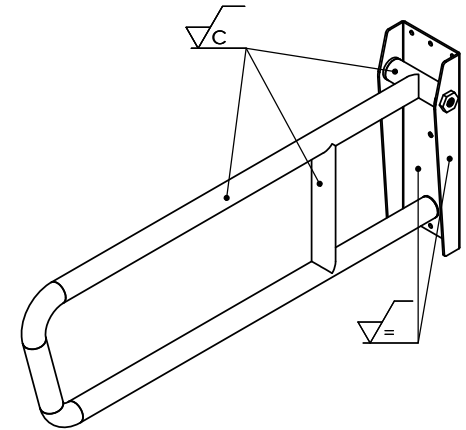


**NOTES:**

1. DIMENSIONS IN BRACKETS [ ] ARE MILLIMETERS, FOR REFERENCE ONLY.
2. GRAIN DIRECTION PER ASME Y14.36M-1996 FOR SS SATIN FINISHES ONLY.

**CUSTOMER SPECIFICATION DWG**



**PRODUCT SPECIFICATION**

- CLIENT:**  
**-MATERIAL:** AISI 304
- AVAILABLE FINISHES (PN)**
- |                             |              |
|-----------------------------|--------------|
| 1. SATIN STAINLESS STEEL    | GW-4130-Q-SS |
| 2. POLISHED STAINLESS STEEL | GW-4130-Q-PS |
- POWDER COAT (PN)**
- |                   |              |
|-------------------|--------------|
| 1. BISCUIT        | GW-4130-Q-BI |
| 2. BRONZE         | GW-4130-Q-BR |
| 3. MATTE BLACK    | GW-4130-Q-MB |
| 4. OFF WHITE      | GW-4130-Q-OW |
| 5. POLISHED BRASS | GW-4130-Q-PB |
| 6. SATIN NICKEL   | GW-4130-Q-SN |
| 7. WHITE          | GW-4130-Q-WT |
| 8. WHITE WRINKLE  | GW-4130-Q-WW |

**[CUSTOMER PN]:**

**[CUSTOMER PN]:**

**-HARDWARE PACKAGE INCLUDES:**  
 1. (7) #14 X 2" PHILLIPS PAN HEAD SHEET METAL SCREW (800018)

**PROPRIETARY AND CONFIDENTIAL**  
 THIS DRAWING AND THE INFORMATION CONTAINED HEREIN IS PROPERTY TO SEACHROME COR. AND SHALL NOT BE REPRODUCED, COPIED OR DISCLOSED IN WHOLE, OR PART, OR USED OF MANUFACTURING OR FOR ANY OTHER PURPOSE WITHOUT THE WRITTEN PERMISSION OF SEACHROME CORPORATION.

INTERPRET GEOMETRIC TOLERANCING PER: ASME Y14.5-2009  
 UNLESS OTHERWISE SPECIFIED:  
 DIMENSIONS ARE IN INCHES [MM]  
 TOLERANCES: DECIMALS  
 FRACTIONAL ±1/64 .X ±0.1  
 ANGLES ± 1° .XX ±0.02

DRAWN T. AYALA 03/24/20  
 ENG APPR. J. AMOZOC 03/24/20



TITLE: 30" SWING UP GRAB BAR	
DWG. NO. GW-4130-Q	REV -
SIZE A DO NOT SCALE DRAWING	SCALE: 1:10 SHEET 1