

The background of the page is a technical drawing on a blue grid. The drawing shows various mechanical components and dimensions. Key labels include "18\"/>

# SEACHROME

 CUSTOM FABRICATION

# Bringing your vision into reality.

With over 50 years of experience in customer satisfaction, Seachrome offers you the finest quality production and value in our custom work. We treat your request with personalized service and careful attention to detail, from the time we receive your initial concept through design, tooling and production.


Your partnership with Seachrome benefits from our longtime specialization in developing the safest and most comfortable grab bars, seats, support frames, and other accessory products. Our expansive engineering and manufacturing facility boasts state-of-the-art CAD/CAM capabilities and precision metal production. Seachrome's commitment to USA-made quality and in-depth knowledge of the Americans with Disabilities Act assures that any products we manufacture for you meet the highest standards of safety, support, strength and function. Most importantly, we believe in creating lasting relationships, with a dedication to service and pride in the end results that have helped us build a worldwide reputation in custom fabrication for any applications.



AMTRAK BIKE RACK



AMTRAK LUGGAGE RACK



WALK-IN TUB FRAME




FULL-SERVICE CARTS



A contemporary design for a custom, premium acrylic and stainless steel tub






High-volume production made efficient using state-of-the-art CNC machinery



Seachrome products are made from the highest quality materials



Welded Caps Both Ends

7/8" Dia x 18ga. S.S. Tubing

34.00 Back of brace to C of holes

Welded Caps Both Ends

"CR" Covers

Mounting Flange

33"

2-1/2" Dia. X 14ga Friction S.S. Flange





# Our commitment. Your success.

Seachrome owes much of its success to the enduring personal relationships we've created with our customers. For over 50 years, we've proven our commitment to your success by providing world-class manufacturing with the highest quality standards, along with unparalleled customer service in ADA and bath accessories to the OEM, hospitality, institutional and assisted living markets.

We see ourselves as an extension of your company — as your partner in business. Everything we do is in service to our customers, from our initial contact and concept review, through engineering and design, tooling, production and on-time delivery. In a world where everyone is constantly striving to be better — Seachrome is dedicated to being the best.

Thank you to all our loyal customers for your partnership.

**For more information on how we can assist on your next project, please contact us at 800-955-2476**

**SEACHROME**

For more information or to find a distributor near you, please contact us.  
1906 EAST DOMINGUEZ STREET | LONG BEACH, CA 90810 | 800.955.2476  
WWW.SEACHROME.COM

