

# SEACHROME

Seachrome Corporation  
1906 East Dominguez Street  
Long Beach, California 90810  
Phone: (800) 955-2476  
Fax: (800) 444-3380

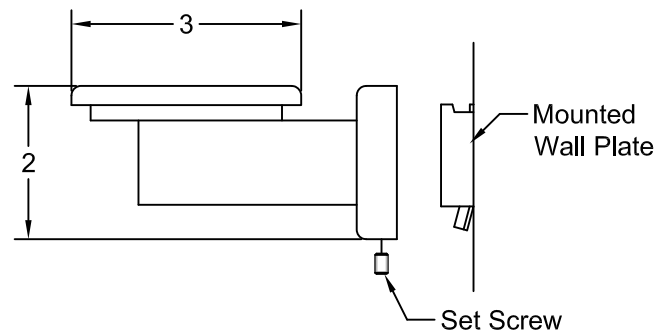
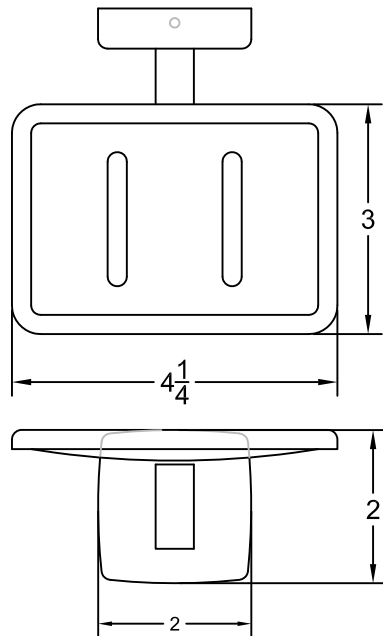
Description:

## 15600 Soap Dish

Customer:

Customer Part #

08-07-2015



### Specifications:

All Accessories are fabricated of Type 304 Stainless Steel, available with either Satin or Polished Finish. Concealed mounting bracket is secured to a stainless steel wall plate by a stainless steel set screw.

FLANGE: 2" x 2" flange 22 ga. Stainless Steel.

POST: 22 ga. Stainless Steel.

WALL PLATE: 18 ga. concealed wall plate. The set screw secures the wall plate and flange.

SOAP DISH: 22 ga. Stainless Steel

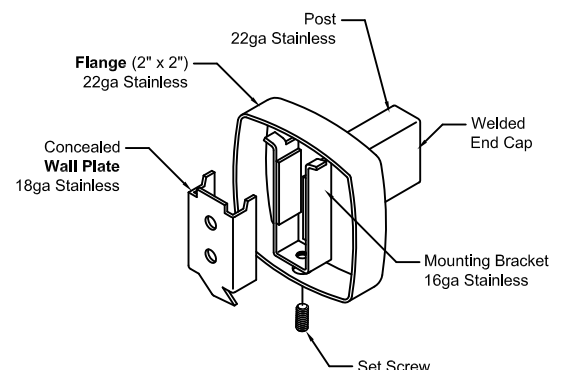
15600: Soap Dish (w/o drain holes)

Overall Size: 4-1/4" Wide x 2-1/8" High x 4-1/4" Deep

FINISH: Available in Polished Stainless Finish, Satin Stainless Finish, or Powder Coat Finish

### Installation:

Place Wall Plate in desired location on wall and mark the location of the mounting holes. Drill pilot holes and secure to wall using the proper fasteners. Place the Flange over the Wall Plate and secure with provided set screw (see drawing below).



### Wall Mounting Detail

This drawing and the information contained herein is proprietary to Seachrome Corp. and shall not be reproduced, copied or disclosed in whole, or part, or used for manufacturing or for any other purpose without the written permission of Seachrome Corporation.

This information is subject to change without formal notice. If you need any additional help, Seachrome Corporation has a technical support staff that is ready to assist you.